



The Cliff Lodge





The Cliff Lodge Lower Level



Room	Sq Ft.	Width	Length	Ceiling	Reception	Banquet	Theatre	Classroom	U-Shape	Conference	Exhibit
Ballroom	7,800	62'	126'	16'	900	600	864	552	---	---	54
• 1	2,600	42'	61'	16'	300	200	272	192	64	60	18
• 2	2,600	42'	61'	16'	300	200	272	192	64	60	18
• 3	2,600	42'	61'	16'	300	200	272	192	64	60	18
Lobby	2,566	---	---	8'	400	---	---	---	---	---	13
Office	450	14'	32'	8'	---	---	---	---	---	---	---
Storage	52	7'	7'6"	8'	---	---	---	---	---	---	---
Magpie	1,659	21'	79'	8'	160	120	154	72	60	60	11
• A	756	21'	36'	8'	80	50	70	28	28	28	5
• B	903	21'	43'	8'	80	60	84	36	36	32	6
The Golden Cliff	2,800	70'	36'	15'	300	200	150	100	48	48	18
The Atrium*	2,581	27'	95'	open	100	92	---	---	---	---	---
The Atrium Patio	2,816	32'	110'	outside	300	200	---	---	---	---	---
The Atrium Terrace	1,152	32'	45'	outside	150	80	100	---	---	---	---

*Restaurant Seating



The Cliff Lodge Lobby Level I



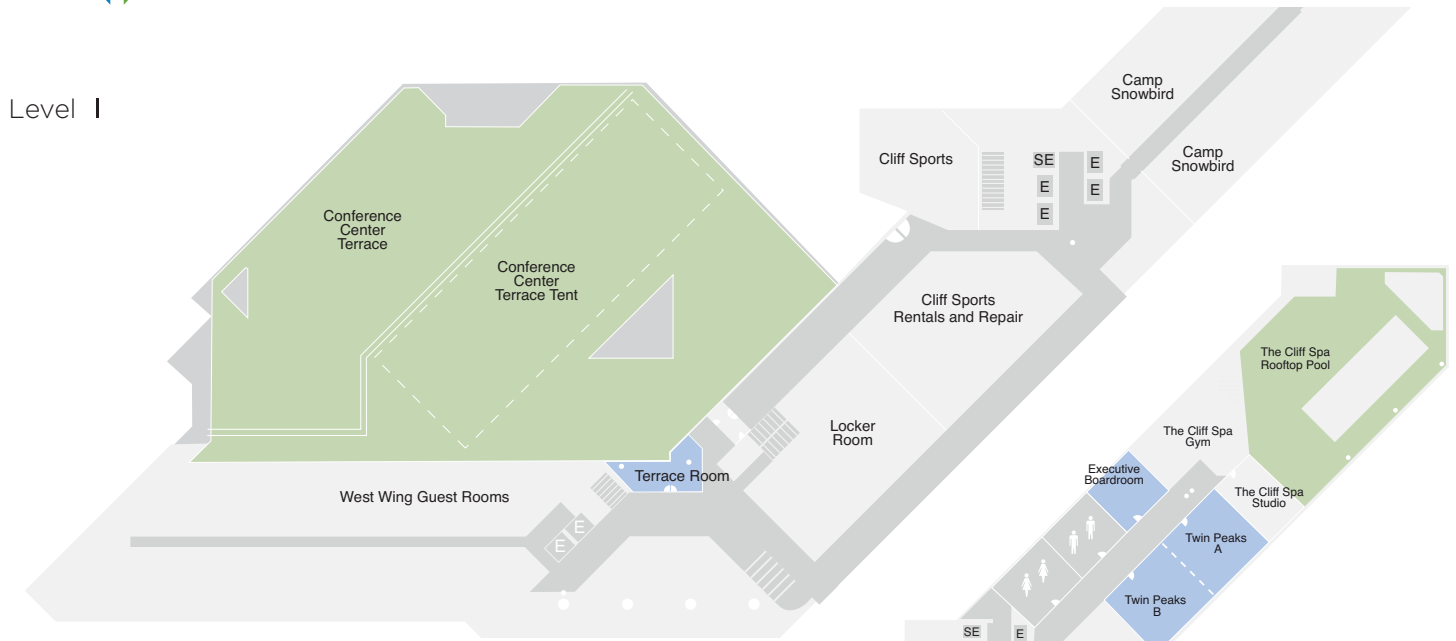
Room	Sq Ft.	Width	Length	Ceiling	Reception	Banquet	Theatre	Classroom	U-Shape	Conference	Exhibit
Maybird	1,100	32'	38'	8'	100	80	99	56	40	36	7
Cirque	800	28'6"	30'	8'	80	---	72	24	22	20	---
Superior	1,755	27'	65'	8'	180	130	170	104	46	60	14
• A	837	27'	31'	8'	90	60	70	40	30	28	7
• B	918	27'	34'	8'	94	60	80	40	30	28	8
Lobby	3,500	47'	123'	8'5"	300	130	---	---	---	---	10
Terrace	806	13'	62'	8'	40	---	---	---	---	---	---
White Pine	646	17'	38'	8'	50	50	60	28	28	30	---
Red Pine	391	17'	23'	8'6"	30	20	29	16	12	20	---
Little Pine	289	17'	17'	8'6"	---	10	20	12	---	12	---
Wasatch	1,659	21'	79'	8'	160	120	154	72	60	60	11
• A	756	21'	36'	8'	80	50	70	28	28	28	5
• B	903	21'	43'	8'	80	60	84	36	36	32	6
The Eagle's Nest	1,634	26'	63'	8'	110	80	60	52	12	36	11
The Atrium Overlook	1,400	49'6"	28'	7'	200	---	---	---	---	---	11
Ballroom Mezzanine	1,915	84'	28'	7'	120	---	---	---	---	---	9
Primrose	3,826	30'3"	119'9"	15'/9'	400	210	337	210	---	---	18
• A	1,732	30'3"	57'	15'/9'	175	100	154	100	52	52	6
• B	2,075	30'3"	69'	15'	225	110	161	110	60	60	12

*Restaurant Seating

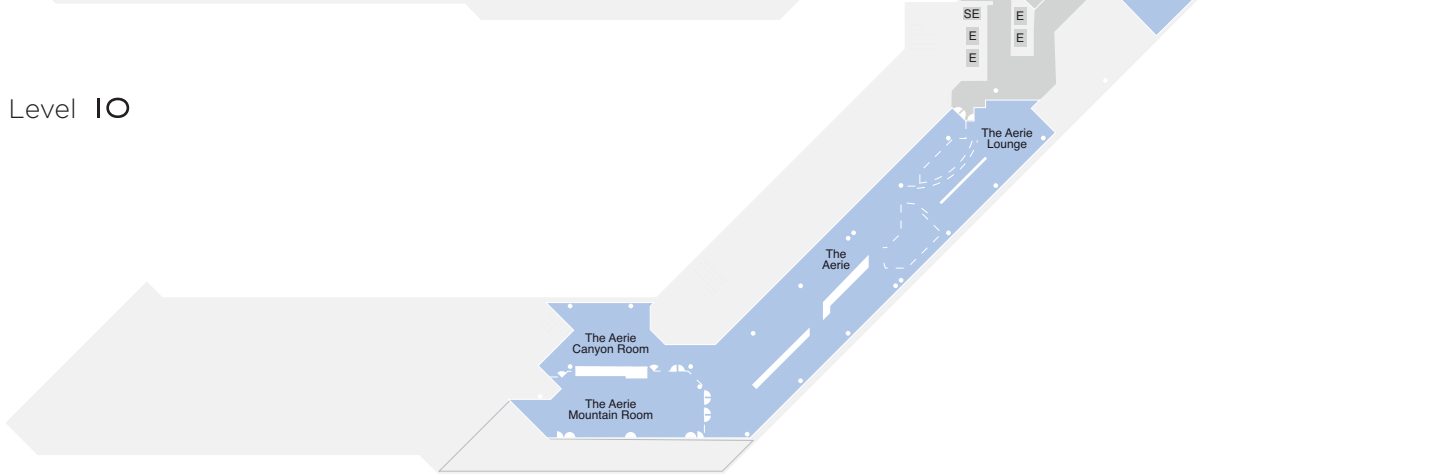


The Cliff Lodge Level I & IO

Level I



Level IO



Room	Sq Ft.	Width	Length	Ceiling	Reception	Banquet	Theatre	Classroom	U-Shape	Conference	Exhibit
Terrace Room	262	15'	28'8"	7'	---	10	15	---	---	12	---
Conference Center Terrace	14,594	varies	varies	outside	400	---	---	---	---	---	---
Conference Center Terrace Tent	7,350	52'6"	140'	9'	630	420	700	---	---	---	41
Exec. Boardroom	725	29'	25'	10'	NA	NA	NA	NA	NA	NA	---
Twin Peaks	2,040	34'	60'	14'	100	120	175	104	56	48	---
Twin Peaks A	1,020	34'	30'	14'	50	60	85	52	28	24	---
Twin Peaks B	1,020	34'	30'	14'	50	60	85	52	28	24	---
The Aerie Canyon Room	875	24'	30'	8'	80	---	---	---	---	---	---
The Aerie Mountain Room*	1,632	23'	55'	10'	95	95	---	---	---	---	---
The Aerie Restaurant*	3,275	27'	77'	8'	194	194	---	---	---	---	---

*Restaurant Seating

The Cliff Lodge



Level 10 / Executive Boardroom



Lower Level 1 / The Golden Cliff



Lower Level 1 / Ballroom



Lobby Level / Ballroom Lobby



Lobby Level / Superior A



Level 10 / Twin Peaks

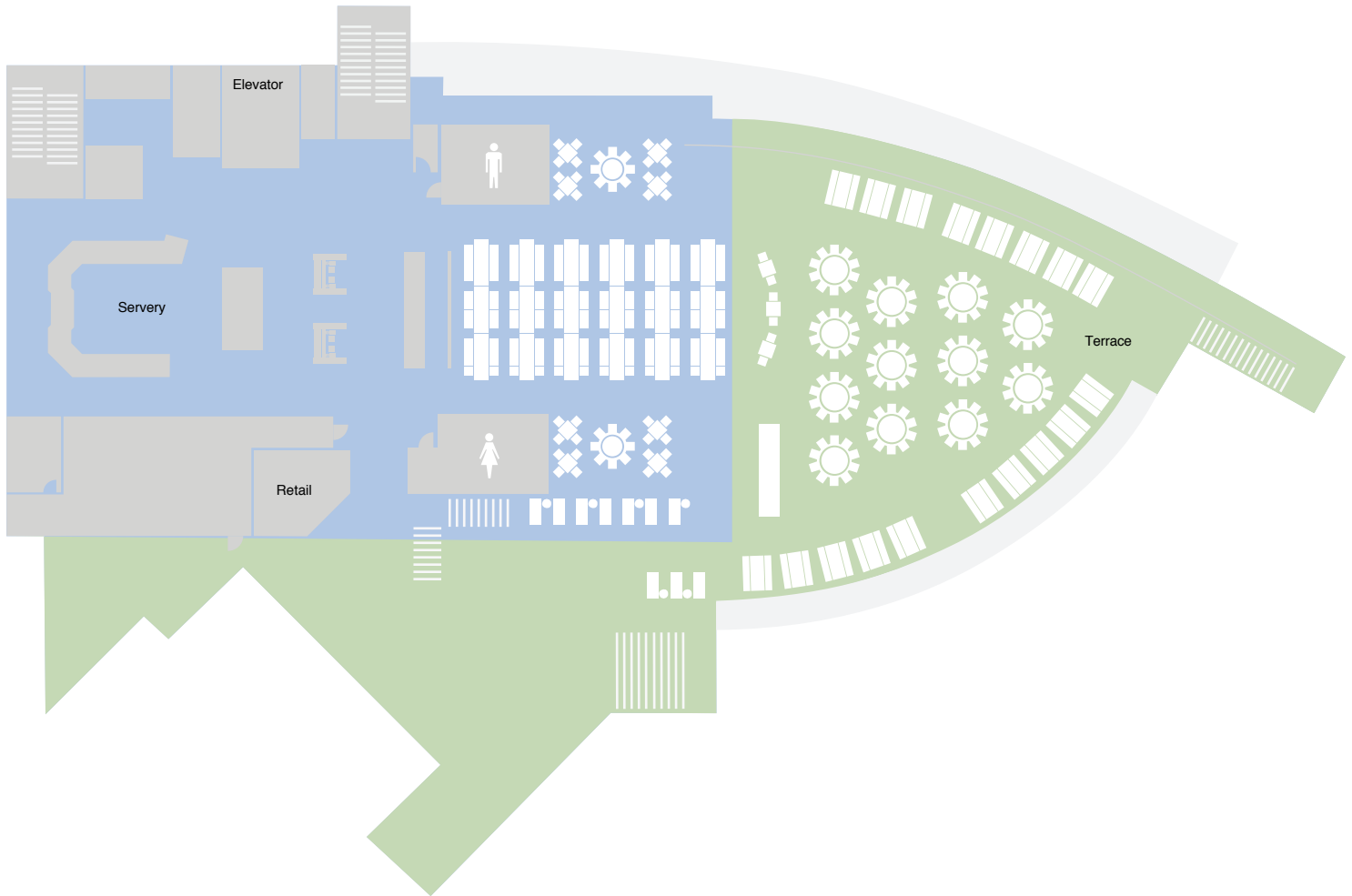


The Summit at Snowbird





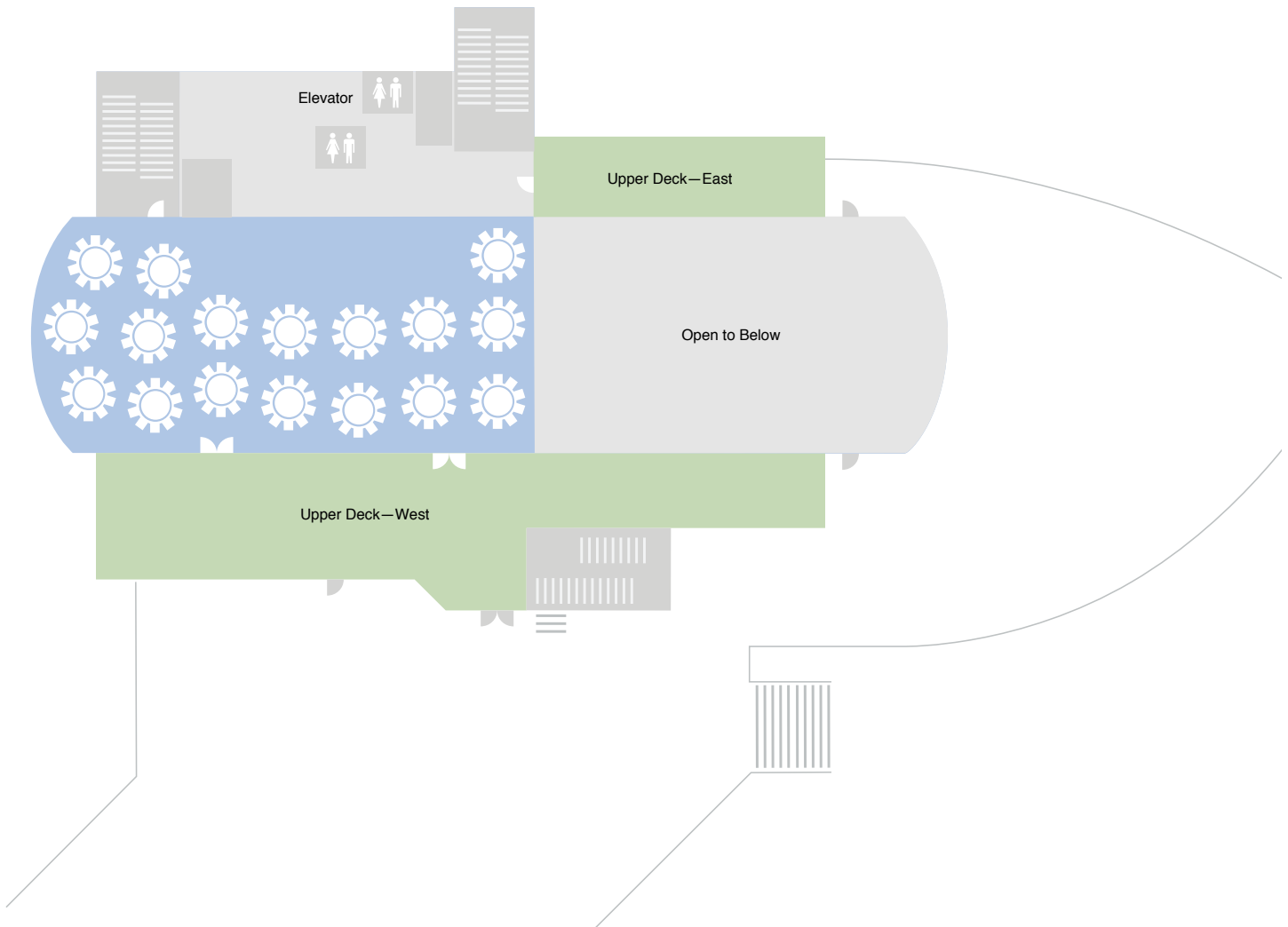
The Summit Main Level



Room	Sq Ft.	Width	Length	Reception	Theater	Banquet: Rounds	Banquet: Rectangles	Conference
Main Level	2,908	59'	58'6"	350	---	---	150	---
Terrace	4,246	68'	68'	300	250	200	---	---



The Summit Upper Level



Room	Sq Ft.	Width	Length	Reception	Theater	Banquet: Rounds	Banquet: Rectangles	Conference	U-Shape
Upper Level	2,861	35'	65'	450	250	180	200	30	32
Upper Deck East	505	46'	12'6"	65	50	40	---	---	---
Upper Deck West	1,915	20'	113'3"	200	200	100	---	---	---

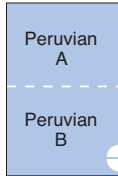




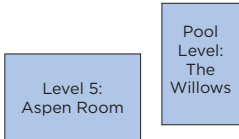
Snowbird Center Level 2 & 3 The Lodge at Snowbird

Snowbird Center

Located off Plaza Deck
Level 3



The Lodge at Snowbird



Room	Sq Ft.	Width	Length	Ceiling	Reception	Banquet	Theatre	Classroom	U-Shape	Conference	Exhibit
Cottonwood	6,250	50'	125'	8'6"	690	400	650	400	---	---	38
• A	1,530	29'	50'	8'6"	150	110	160	100	40	36	6
• B	1,530	29'	50'	8'6"	150	110	160	100	40	36	6
• C	1,530	29'	50'	8'6"	150	110	160	100	40	36	6
• D	1,989	38'	50'	8'6"	190	130	200	124	40	36	8
Alpine	2,400	30'	77'	9'	175	150	150	112	50	60	27
• A	510	17'	30'	9'	30	30	32	24	24	20	6
• B	900	30'	30'	9'	70	60	80	40	32	28	10
• C	990	33'	33'	9'	75	60	90	48	32	28	10
Rendezvous	2,583	41'5"	63'	9'	300	190	235	136	54	60	18
• A	1,353	41'5"	33'	9'	125	90	110	64	42	36	7
• B	1,230	41'5"	30'	9'	175	90	125	72	42	36	11
Columbine	392	14'	28'	9'	30	20	34	24	---	20	5
Seven Summits*	1,469	27'	54'5"	9'	85	50	---	---	---	---	---
Event Center	15,000	100'	150'	8'8"	2,000	800	2,050	880	---	---	100
The Willows	380	13'8"	27'6"	7'4"	20	20	20	16	12	16	---
Aspen	406	14'	29'	7'4"	30	30	30	24	14	20	---
Peruvian	2,206	59'	38'	9'	200	160	190	96	42	40	14
• A	1,122	30'	38'	9'	100	80	95	64	32	35	8
• B	1,084	29'	38'	9'	100	80	95	64	32	35	7

*Restaurant Seating



Above the Clouds. Beyond the Expected.
Snowbird Meetings.